



2017 Sexual Assault Collection Kit and Sexually-Oriented Criminal Offenses Report (R.S. 15:624)

Prepared by the Louisiana Commission on Law
Enforcement and Administration of Criminal Justice
Statistical Analysis Center

March 1, 2018

Table of Contents

Introduction		4
Methodology		5
Response Rate By Agencies		5
Chart 1 - Survey Response Rate		6
Crime Laboratories		6
Table 1	Itemized Data Number of Sexual Assault Collection Kits Backlogged	6
Figure 1	Number of Sexual Assault Collection Kits Backlogged for Crime Laboratories for 2015, 2016, and 2017	7
Police Departments		8
Figure 2	Submitted Surveys Comparison Between 2015, 2016, and 2017	8
Figure 3	Number of Police Departments Reporting Sexual Oriented Criminal Offenses	8
Table 2	Itemized Data of Police Departments Reporting Sexual Oriented Criminal Offenses	9
Figure 4	Number of Police Departments That Reported Sexual Assault Collection Kits	16
Table 3	Itemized Data Police Departments Reporting Sexual Assault Collection Kits	16
Sheriff's Office		24
Figure 5	Number of Sheriff's Offices That Reported Sexual Oriented Criminal Offenses	24
Table 5	Itemized Data of Sheriff's Offices Reporting Sexual Oriented Criminal Offenses	24
Figure 6	Number of Sherriff's Offices That Reported Sexual Assault Collection Kits	26
Table 6	Itemized Data of Sheriff's Offices Reporting Assault Collection Kits	27
Survey Form		29

Introduction

Pursuant to Act 276 of the 2015 Regular Session of the Louisiana Legislature, the Louisiana Commission on Law Enforcement is tasked with collecting information from criminal justice agencies on all sexually-oriented criminal offenses and sexual assault collection kits in their jurisdictions on an annual basis.

Sexually-oriented criminal offenses as defined in R.S. 15:541(24)

"Sex offense" means deferred adjudication, adjudication withheld, or conviction for the perpetration or attempted perpetration of or conspiracy to commit human trafficking when prosecuted under the provisions of R.S. 14:46.2(B)(2), R.S. 14:46.3 (trafficking of children for sexual purposes), R.S. 14:89 (crime against nature), R.S. 14:89.1 (aggravated crime against nature), R.S. 14:89.2(B)(3) (crime against nature by solicitation), R.S. 14:80 (felony carnal knowledge of a juvenile), R.S. 14:81 (indecent behavior with juveniles), R.S. 14:81.1 (pornography involving juveniles), R.S. 14:81.2 (molestation of a juvenile or a person with a physical or mental disability), R.S. 14:81.3 (computer-aided solicitation of a minor), R.S. 14:81.4 (prohibited sexual conduct between an educator and student), R.S. 14:82.1 (prostitution; persons under eighteen), R.S. 14:82.2(C)(4) and (5) (purchase of commercial sexual activity), R.S. 14:92(A)(7) (contributing to the delinquency of juveniles), R.S. 14:93.5 (sexual battery of persons with infirmities), R.S. 14:106(A)(5) (obscenity by solicitation of a person under the age of seventeen), R.S. 14:283 (video voyeurism), R.S. 14:41 (rape), R.S. 14:42 (aggravated or first degree rape), R.S. 14:42.1 (forcible or second degree rape), R.S. 14:43 (simple or third degree rape), R.S. 14:43.1 (sexual battery), R.S. 14:43.2 (second degree sexual battery), R.S. 14:43.3 (oral sexual battery), R.S. 14:43.5 (intentional exposure to AIDS virus), or a second or subsequent conviction of R.S. 14:283.1 (voyeurism).

To enact R.S. 15:624, relative to criminal justice agencies, to require criminal justice agencies to annually submit a report on certain information relative to sexual assault collection kits and sexually-oriented criminal offenses.

Methodology

A survey was created to gather information relative to sexual assault collection kits and sexually-oriented criminal offenses.

The survey was distributed to the required recipients with the assistance of the Louisiana Sheriffs' Association and the Louisiana Association of Chiefs of Police. Agencies were asked to complete and return the surveys to the Statistical Analysis Center at the Louisiana Commission on Law Enforcement.

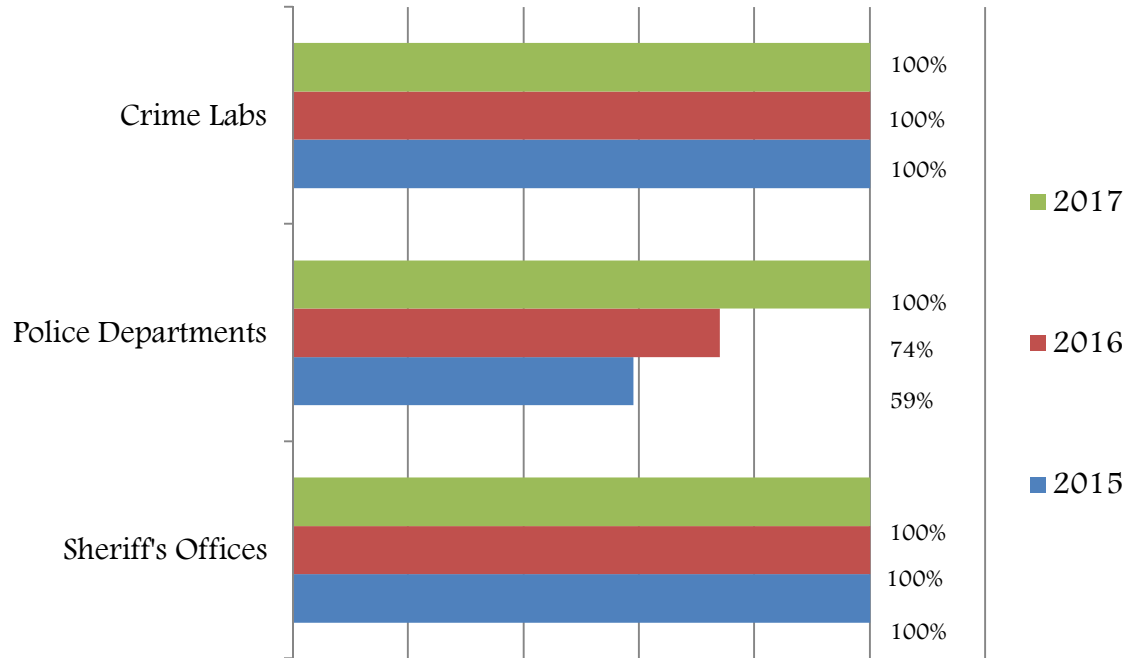
Response Rates By Agencies

The following report summarizes findings from the 2017 Sexual Assault Collection Kits and Sexually-Oriented Offenses Data Collection Survey. Surveys were sent to 388 criminal justice agencies; including 316 police departments (including university and college police departments); 64 sheriff's offices; 1 coroner's office; and 7 crime laboratories. The overall participation rate was 100%; with 100% completed surveys from the police departments; 100% completed surveys from the sheriff's offices; and 100% completed surveys from the crime labs.

- In 2017, the Crime Laboratories reported an overall backlog of 142 sexual assault kits.
- In 2017 percentage for reporting of at least one sexually oriented offense is 41 percent; and the 2017 percentage for reporting -0- sexually oriented offense is 59 percent.
- The 2017 total status of each sexually-oriented criminal offense case reported:

Open	1,606
Closed	3,035
Suspended	603
Other	625
Total	5,869
- The 2017 total number of sexual assault collection kits submitted for analysis is 1,259.
- The 2017 total number of reported sexual assault collection kits requiring analysis is 702.
- The 2017 total number of sexual assault collection kits requiring analysis but not submitted to crime labs is 177.
- The 2017 total number of reported sexual assault collection kits received is 1,318.
- The 2017 total number of unreported sexual assault collection kits received is 126.
- The 2017 total number of reported sexual assault collection kits untested due to judicial or investigative reasons is 383.

Chart 1: Survey Response Rate for 2017 (compared with 2016 and 2015 survey responses)



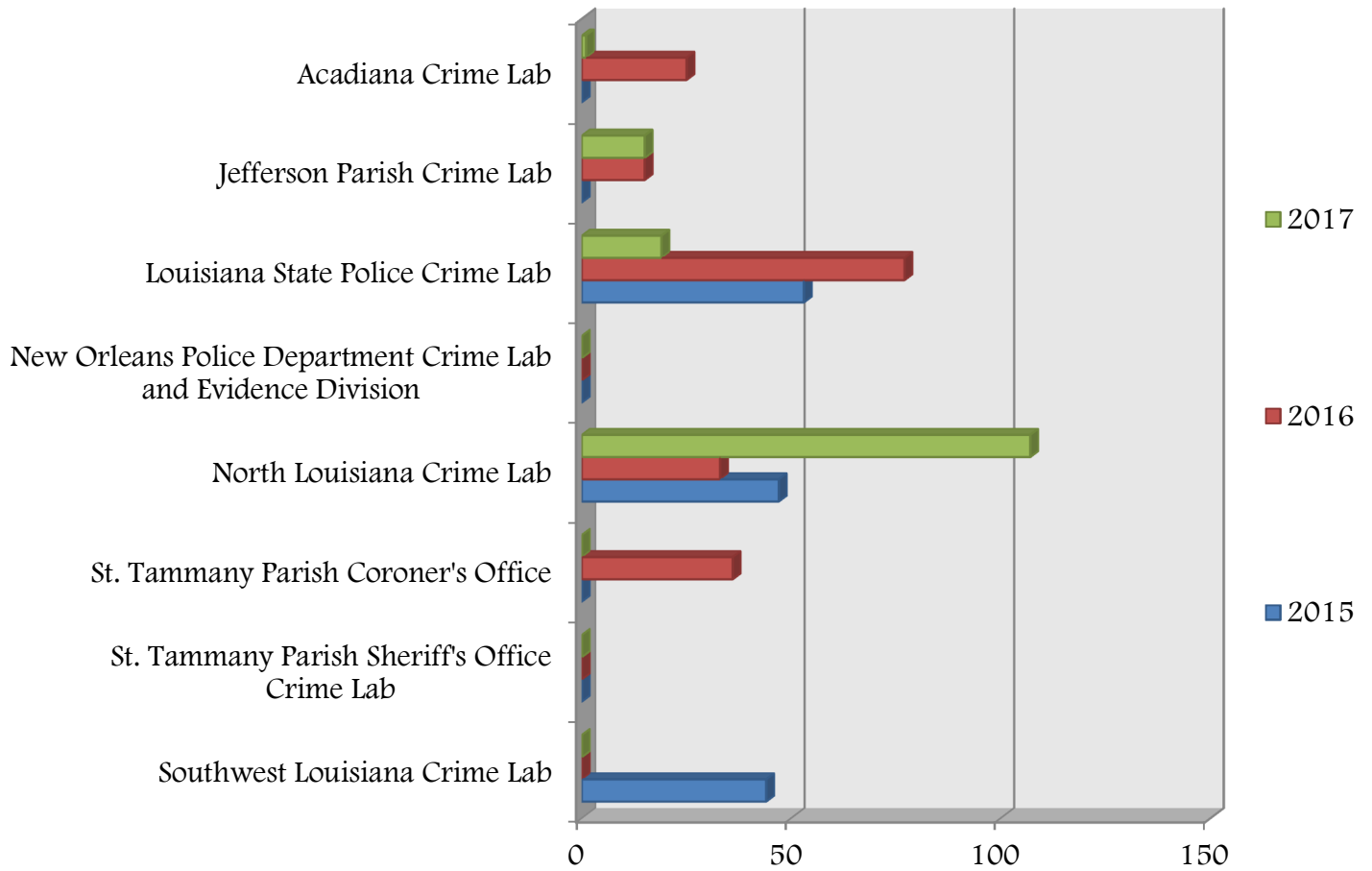
Crime Laboratories

Crime laboratories reported an overall backlog of 142 sexual assault kits for 2017. Itemized data is shown in Table 1.

Table 1: Itemized Data Number of Sexual Assault Collection Kits Backlogged

Agency	Sexual Assault Collection Kits Backlogged
Acadiana Crime Lab	1
Jefferson Parish Crime Lab	15
Louisiana State Police Crime Lab	19
New Orleans Police Department Crime Lab and Evidence Division	0
North Louisiana Crime Lab	107
St. Tammany Parish Coroner's Office	0
St. Tammany Parish Sheriff's Office Crime Lab	0
Southwest Louisiana Crime Lab	0
Total	142

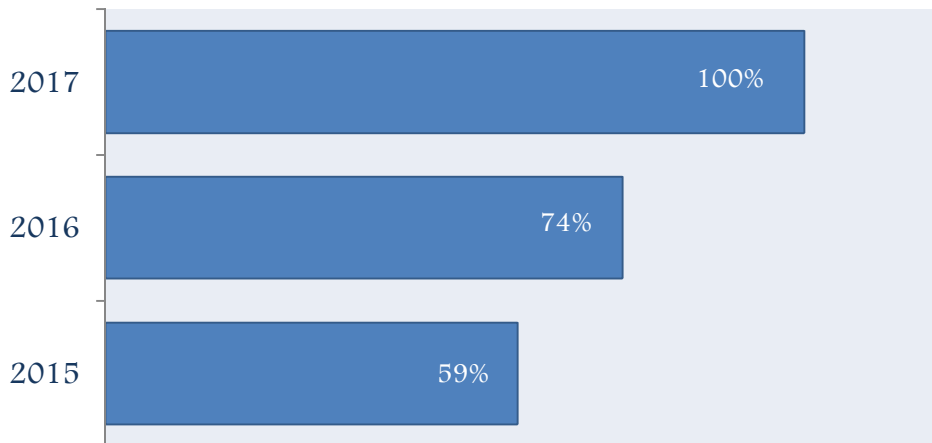
Figure 1: Number of Sexual Assault Collection Kits Backlogged For Crime Laboratories for 2015, 2016, and 2017.



Police Departments

The 2017 total number of police departments that submitted a survey was 316 out of 316 agencies, which is 100 percent. This is an increase of 26 percent from 2016 and a 41 percent increase from 2015.

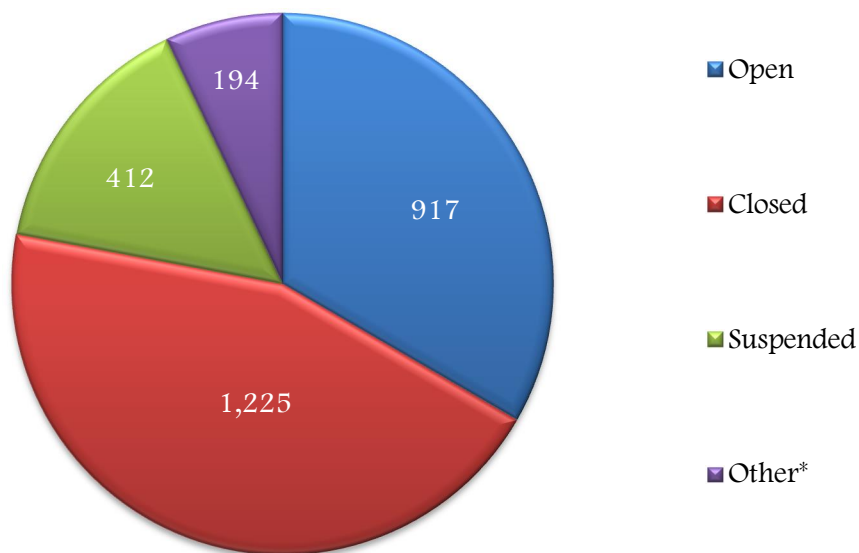
Figure 2: Submitted Surveys Comparison Between 2015, 2016, and 2017



The 2017 total percentage of police departments that reported at least one sexually oriented offense is 30 percent and the 2017 total percentage of police departments that reported 0-offenses is 70 percent.

The 2017 total number of police departments that reported sexual-oriented criminal offenses is 2,748. The breakdown of open, closed, suspended, and other is shown in Figure 3.

Figure 3: Number of Police Departments Reporting Sexual Oriented Criminal Offenses



**Other defined as: referred to District Attorney's Office or Sheriff's Office, unfounded, out of jurisdiction, dismissed, or complaint dropped.*

Table 2: Itemized Data of Police Departments Reporting Sexual Oriented Criminal Offenses

Police Departments	Total Number of Sexually-Oriented Criminal Offenses Reported	Status of Each Sexually-Oriented Criminal Offense Case Reported			
		Open	Closed	Suspended	Other
Abbeville	23	7	15	1	0
Addis	0	0	0	0	0
Albany	0	0	0	0	0
Alexandria	59	22	37	0	0
Amite	1	0	1	0	0
Anacoco	0	0	0	0	0
Angie	0	0	0	0	0
Arcadia	0	0	0	0	0
Arnaudville	0	0	0	0	0
Ashland	0	0	0	0	0
Atlanta	0	0	0	0	0
Baker	19	5	12	2	0
Baldwin	0	0	0	0	0
Ball	2	1	1	0	0
Basile	0	0	0	0	0
Baskin	0	0	0	0	0
Bastrop	37	11	26	0	0
Baton Rouge	440	50	352	38	0
Baton Rouge Community College	0	0	0	0	0
Belcher	0	0	0	0	0
Benton	0	0	0	0	0
Bernice	0	0	0	0	0
Berwick	2	2	0	0	0
Blanchard	0	0	0	0	0
Bogalusa	22	9	13	0	0
Bonita	0	0	0	0	0
Bossier City	27	6	17	1	3
Boyce	0	0	0	0	0
Breaux Bridge	0	0	0	0	0
Broussard	4	2	1	1	0
Brusly	0	0	0	0	0
Bunkie	0	0	0	0	0
Calvin	0	0	0	0	0
Campiti	0	0	0	0	0
Cankton	0	0	0	0	0
Carencro	4	1	3	0	0
Castor	0	0	0	0	0
Causeway	0	0	0	0	0
Centenary College of Louisiana	4	0	3	1	0
Central	0	0	0	0	0
Chataignier	0	0	0	0	0
Chatham	0	0	0	0	0
Cheneyville	0	0	0	0	0
Chitimacha	5	0	5	0	0
Choudrant	0	0	0	0	0
Church Point	0	0	0	0	0
Clarence	0	0	0	0	0

Police Departments	Total Number of Sexually-Oriented Criminal Offenses Reported	Status of Each Sexually-Oriented Criminal Offense Case Reported			
		Open	Closed	Suspended	Other
Clarks	0	0	0	0	0
Clayton	0	0	0	0	0
Clinton	0	0	0	0	0
Colfax	0	0	0	0	0
Collinston	0	0	0	0	0
Columbia	0	0	0	0	0
Converse	0	0	0	0	0
Cotton Valley	1	0	1	0	0
Cottonport	0	0	0	0	0
Coushatta	0	0	0	0	0
Covington	1	0	1	0	0
Creola	0	0	0	0	0
Crowley	24	9	7	4	4
Cullen	0	0	0	0	0
Delcambre	0	0	0	0	0
Delhi	3	0	3	0	0
Delta	0	0	0	0	0
Delta Community College	0	0	0	0	0
Denham Springs	11	6	4	1	0
DeQuincy	3	0	3	0	0
DeRidder	3	2	1	0	0
Dixie Inn	0	0	0	0	0
Dodson	0	0	0	0	0
Downsville	0	0	0	0	0
Doyline	0	0	0	0	0
Dry Prong	0	0	0	0	0
Dubach	0	0	0	0	0
Dubberly	0	0	0	0	0
Duson	1	0	1	0	0
East Hodge	0	0	0	0	0
East Jefferson Levee	0	0	0	0	0
Edgefield	0	0	0	0	0
Elizabeth	0	0	0	0	0
Elton	0	0	0	0	0
Epps	0	0	0	0	0
Erath	2	2	0	0	0
Eros	0	0	0	0	0
Estherwood	0	0	0	0	0
Eunice	4	0	4	0	0
Evergreen	0	0	0	0	0
Farmerville	0	0	0	0	0
Fenton	0	0	0	0	0
Ferriday	0	0	0	0	0
Fisher	0	0	0	0	0
Florien	0	0	0	0	0
Folsom	0	0	0	0	0
Fordoche	0	0	0	0	0
Forest	0	0	0	0	0
Forest Hill	0	0	0	0	0

Police Departments	Total Number of Sexually-Oriented Criminal Offenses Reported	Status of Each Sexually-Oriented Criminal Offense Case Reported			
		Open	Closed	Suspended	Other
Franklin	5	2	3	0	0
Franklinton	2	2	0	0	0
French Settlement	0	0	0	0	0
Georgetown	0	0	0	0	0
Gibbsland	0	0	0	0	0
Gilbert	0	0	0	0	0
Glenmora	1	1	0	0	0
Golden Meadow	0	0	0	0	0
Goldonna	0	0	0	0	0
Gonzales	12	5	7	0	0
Grambling	0	0	0	0	0
Grambling State University	3	0	2	0	1
Gramercy	0	0	0	0	0
Grand Coteau	0	0	0	0	0
Grand Isle	0	0	0	0	0
Grayson	0	0	0	0	0
Greensburg	0	0	0	0	0
Greenwood	0	0	0	0	0
Gretna	4	1	2	0	1
Grosse Tete	0	0	0	0	0
Gueydan	0	0	0	0	0
Hall Summit	0	0	0	0	0
Hammond	17	10	6	0	1
Harahan	0	0	0	0	0
Harbor Police – Port of New Orleans	0	0	0	0	0
Harrisonburg	0	0	0	0	0
Haughton	0	0	0	0	0
Haynesville	0	0	0	0	0
Heflin	0	0	0	0	0
Henderson	1	0	1	0	0
Hessmer	0	0	0	0	0
Hodge	0	0	0	0	0
Homer	5	0	0	0	5
Hornbeck	0	0	0	0	0
Hosston	0	0	0	0	0
Houma	49	3	46	0	0
Ida	0	0	0	0	0
Independence	1	0	1	0	0
Iota	2	0	0	0	2
Iowa	1	0	1	0	0
Jackson	0	0	0	0	0
Jean Lafitte	0	0	0	0	0
Jeanerette	0	0	0	0	0
Jena	0	0	0	0	0
Jennings	21	3	8	6	4
Jonesboro	1	0	1	0	0
Jonesville	0	0	0	0	0
Junction City	0	0	0	0	0
Kaplan	14	2	12	0	0

Police Departments	Total Number of Sexually-Oriented Criminal Offenses Reported	Status of Each Sexually-Oriented Criminal Offense Case Reported			
		Open	Closed	Suspended	Other
Kenner	6	1	3	0	2
Kentwood	0	0	0	0	0
Kilbourne	0	0	0	0	0
Killian	0	0	0	0	0
Kinder	4	0	4	0	0
Krotz Springs	0	0	0	0	0
Lafayette	53	16	11	18	8
Lake Arthur	0	0	0	0	0
Lake Charles	153	9	21	14	109
Lake Charles Harbor	0	0	0	0	0
Lake Providence	0	0	0	0	0
Lecompte	0	0	0	0	0
Leesville	16	3	13	0	0
Leonville	0	0	0	0	0
Levee District	0	0	0	0	0
Lillie	0	0	0	0	0
Livingston	0	0	0	0	0
Livonia	0	0	0	0	0
Lockport	5	0	5	0	0
Louisiana College Campus	0	0	0	0	0
Louisiana State University - Alexandria	0	0	0	0	0
Louisiana State University - Baton Rouge	6	0	6	0	0
Louisiana State University - Shreveport	1	0	0	0	1
Louisiana State University - Health Science Center at Monroe	8	0	8	0	0
Louisiana State University - University Medical Center at New Orleans	0	0	0	0	0
Louisiana State University Health Sciences Center at Shreveport	1	0	1	0	0
Louisiana Tech University	2	0	2	0	0
Loyola University New Orleans	0	0	0	0	0
Lucky	0	0	0	0	0
Lutcher	0	0	0	0	0
Madisonville	0	0	0	0	0
Mamou	2	0	1	0	1
Mandeville	1	0	1	0	0
Mangham	0	0	0	0	0
Mansfield	3	1	2	0	0
Mansura	0	0	0	0	0
Many	0	0	0	0	0
Maringouin	0	0	0	0	0
Marion	0	0	0	0	0
Marksville	0	0	0	0	0
Martin	0	0	0	0	0
Maurice	0	0	0	0	0
McNary	0	0	0	0	0
McNeese State University	0	0	0	0	0
Melville	0	0	0	0	0
Mer Rouge	0	0	0	0	0

Police Departments	Total Number of Sexually-Oriented Criminal Offenses Reported	Status of Each Sexually-Oriented Criminal Offense Case Reported			
		Open	Closed	Suspended	Other
Mermentau	0	0	0	0	0
Merryville	0	0	0	0	0
Minden	0	0	0	0	0
Monroe	0	0	0	0	0
Montgomery	1	1	0	0	0
Montpelier	0	0	0	0	0
Mooringsport	0	0	0	0	0
Moreauville	1	0	1	0	0
Morgan City	20	2	18	0	0
Morganza	0	0	0	0	0
Morse	0	0	0	0	0
Mound	0	0	0	0	0
Napoleonville	0	0	0	0	0
Natchez	0	0	0	0	0
Natchitoches	7	3	4	0	0
New Llano	0	0	0	0	0
New Orleans	848	597	173	78	0
New Roads	0	0	0	0	0
Newellton	0	0	0	0	0
Nicholls State University	0	0	0	0	0
Noble	0	0	0	0	0
North Hodge	0	0	0	0	0
Norwood	0	0	0	0	0
Oak Grove	0	0	0	0	0
Oakdale	10	0	0	0	10
Oak Ridge	0	0	0	0	0
Oberlin	0	0	0	0	0
Oil City	0	0	0	0	0
Olla	0	0	0	0	0
Opelousas	0	0	0	0	0
Palmetto	0	0	0	0	0
Parks	0	0	0	0	0
Patterson	0	0	0	0	0
Pearl River	8	2	6	0	0
Pioneer	0	0	0	0	0
Pine Prairie	0	0	0	0	0
Pineville	29	14	15	0	0
Plain Dealing	0	0	0	0	0
Plaquemine	3	0	3	0	0
Plaucheville	0	0	0	0	0
Pleasant Hill	0	0	0	0	0
Pollock	0	0	0	0	0
Ponchatoula	6	1	3	2	0
Port Allen	5	0	3	0	2
Port Barre	0	0	0	0	0
Port Fourchon	0	0	0	0	0
Port Vincent	0	0	0	0	0
Powhatan	0	0	0	0	0
Provencal	0	0	0	0	0

Police Departments	Total Number of Sexually-Oriented Criminal Offenses Reported	Status of Each Sexually-Oriented Criminal Offense Case Reported			
		Open	Closed	Suspended	Other
Quitman	0	0	0	0	0
Rayne	6	0	6	0	0
Rayville	0	0	0	0	0
Reeves	0	0	0	0	0
Richmond	0	0	0	0	0
Richwood	0	0	0	0	0
Ridgecrest	0	0	0	0	0
Ringgold	0	0	0	0	0
Robeline	0	0	0	0	0
Rodessa	0	0	0	0	0
Rosedale	0	0	0	0	0
Roseland	0	0	0	0	0
Rosepine	0	0	0	0	0
Ruston	11	4	7	0	0
Saline	0	0	0	0	0
Sarepta	0	0	0	0	0
Scott	3	0	3	0	0
Shreveport	486	46	185	221	34
Sibley	0	0	0	0	0
Sicily Island	0	0	0	0	0
Sikes	0	0	0	0	0
Simmesport	0	0	0	0	0
Simpson	0	0	0	0	0
Simsboro	0	0	0	0	0
Slaughter	0	0	0	0	0
Slidell	23	0	17	5	1
Sorrento	0	0	0	0	0
Southeastern Louisiana University	3	2	1	0	0
Southern University	2	0	2	0	0
Spearsville	0	0	0	0	0
Springfield	0	0	0	0	0
Springhill	7	4	0	0	3
St. Francisville	1	0	1	0	0
St. Gabriel	3	0	3	0	0
St. Joseph	0	0	0	0	0
St. Martinville	5	5	0	0	0
Stanley	0	0	0	0	0
Sterlington	2	2	0	0	0
Stonewall	0	0	0	0	0
Sulphur	26	14	12	0	0
Sun	0	0	0	0	0
Sunset	0	0	0	0	0
Tallulah	0	0	0	0	0
Tangipahoa	0	0	0	0	0
Thibodaux	26	5	18	3	0
Tickfaw	0	0	0	0	0
Tulane University	5	0	5	0	0
Tullos	0	0	0	0	0
Turkey Creek	1	1	0	0	0

Police Departments	Total Number of Sexually-Oriented Criminal Offenses Reported	Status of Each Sexually-Oriented Criminal Offense Case Reported			
		Open	Closed	Suspended	Other
Urania	0	0	0	0	0
University of Louisiana at Lafayette	10	0	9	0	1
University of Louisiana at Monroe	1	1	0	0	0
University of New Orleans	3	1	2	0	0
Varnado	0	0	0	0	0
Vidalia	1	0	1	0	0
Ville Platte	4	4	0	0	0
Vinton	4	2	2	0	0
Vivian	0	0	0	0	0
Walker	4	2	2	0	0
Washington	0	0	0	0	0
Waterproof	0	0	0	0	0
Welsh	2	2	0	0	0
West Monroe	19	1	17	0	1
Westlake	2	2	0	0	0
Westwego	12	0	7	5	0
White Castle	0	0	0	0	0
Wilson	0	0	0	0	0
Winnfield	3	2	1	0	0
Winnsboro	0	0	0	0	0
Wisner	0	0	0	0	0
Woodworth	0	0	0	0	0
Youngsville	5	0	5	0	0
Zachary	28	3	14	11	0
Zwolle	0	0	0	0	0
TOTAL	2,748	917	1,225	412	194

The 2017 total number of police departments that reported receiving sexual assault collection kits is in Figure 4.

Figure 4: Number of Police Departments That Reported Receiving Sexual Assault Collection Kits

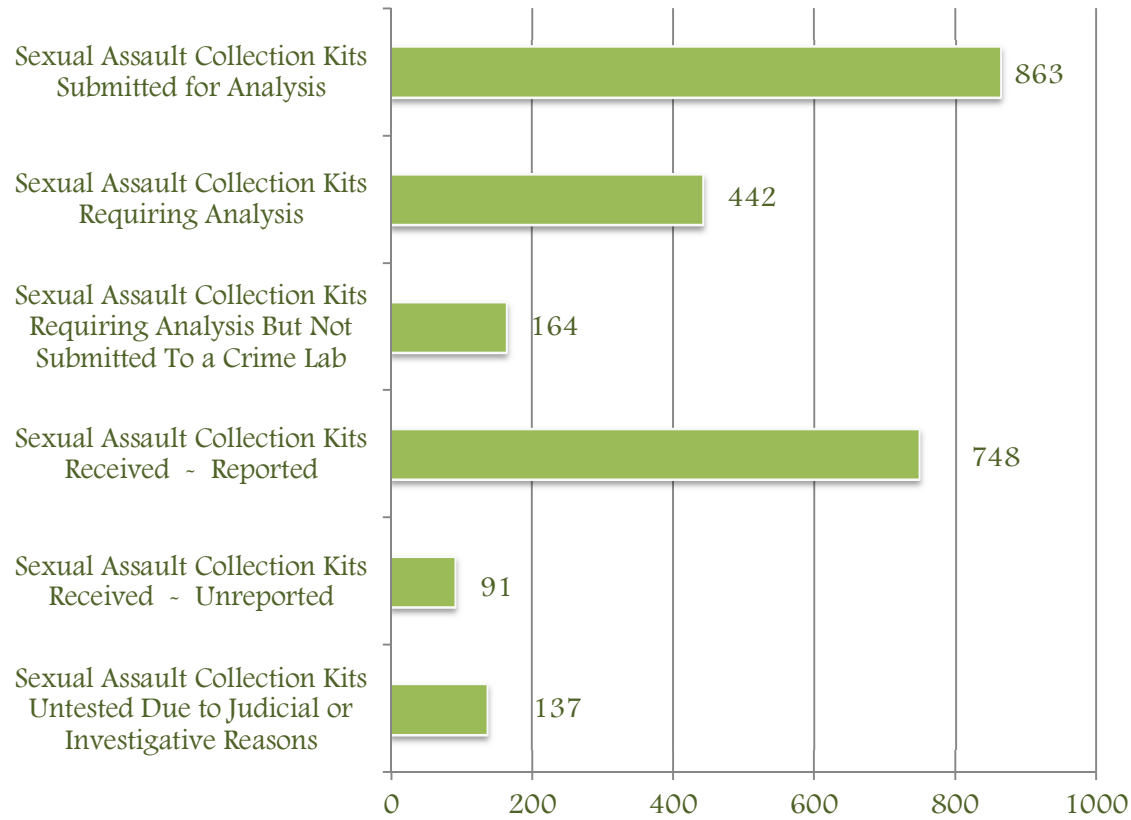


Table 3: Itemized Data of Police Departments Reported Receiving Sexual Assault Collection Kits

Police Departments	Sexual Assault Collections Kits					
	Submitted for Analysis	Requiring Analysis	Requiring Analysis But Not Submitted to a Crime Lab	Received – Reported	Received – Un-Reported	Untested Due to Judicial or Investigative Reasons
Abbeville	1	1	1	4	0	2
Addis	0	0	0	0	0	0
Albany	0	0	0	0	0	0
Alexandria	19	19	1	23	1	2
Amite	0	0	0	0	0	0
Anacoco	0	0	0	0	0	0
Angie	0	0	0	0	0	0
Arcadia	0	0	0	0	0	0
Arnaudville	0	0	0	0	0	0
Ashland	0	0	0	0	0	0

Police Departments	Sexual Assault Collections Kits					
	Submitted for Analysis	Requiring Analysis	Requiring Analysis But Not Submitted to a Crime Lab	Received – Reported	Received – Un-Reported	Untested Due to Judicial or Investigative Reasons
Atlanta	0	0	0	0	0	0
Baker	2	3	0	3	0	1
Baldwin	0	0	0	0	0	0
Ball	0	0	0	0	0	0
Basile	0	0	0	0	0	0
Baskin	0	0	0	0	0	0
Bastrop	5	5	0	8	0	3
Baton Rouge	62	62	0	111	0	49
Baton Rouge Community College	0	0	0	0	0	0
Belcher	0	0	0	0	0	0
Benton	0	0	0	0	0	0
Bernice	0	0	0	0	0	0
Berwick	2	2	0	2	0	0
Blanchard	0	0	0	0	0	0
Bogalusa	4	0	0	0	0	0
Bonita	0	0	0	0	0	0
Bossier City	5	1	0	27	1	19
Boyce	0	0	0	0	0	0
Breaux Bridge	0	0	0	0	0	0
Broussard	0	0	0	0	0	0
Brusly	0	0	0	0	0	0
Bunkie	0	0	0	0	0	0
Calvin	0	0	0	0	0	0
Campti	0	0	0	0	0	0
Cankton	0	0	0	0	0	0
Carencro	1	0	0	1	0	0
Castor	0	0	0	0	0	0
Causeway	0	0	0	0	0	0
Centenary College of Louisiana	0	0	0	0	0	0
Central	0	0	0	0	0	0
Chataignier	0	0	0	0	0	0
Chatham	0	0	0	0	0	0
Cheneyville	0	0	0	0	0	0
Chitimacha	0	0	0	0	0	0
Choudrant	0	0	0	0	0	0
Church Point	0	0	0	0	0	0
Clarence	0	0	0	0	0	0
Clarks	0	0	0	0	0	0
Clayton	0	0	0	0	0	0
Clinton	0	0	0	0	0	0
Colfax	0	0	0	0	0	0
Collinston	0	0	0	0	0	0
Columbia	0	0	0	0	0	0
Converse	0	0	0	0	0	0
Cotton Valley	1	1	0	1	0	0

Police Departments	Sexual Assault Collections Kits					
	Submitted for Analysis	Requiring Analysis	Requiring Analysis But Not Submitted to a Crime Lab	Received – Reported	Received – Un-Reported	Untested Due to Judicial or Investigative Reasons
Cottonport	0	0	0	0	0	0
Coushatta	0	0	0	0	0	0
Covington	1	0	0	1	0	0
Creola	0	0	0	0	0	0
Crowley	3	2	0	3	0	1
Cullen	0	0	0	0	0	0
Delcambre	0	0	0	0	0	0
Delhi	2	2	1	3	3	0
Delta	0	0	0	0	0	0
Delta Community College	0	0	0	0	0	0
Denham Springs	2	2	0	2	0	0
DeQuincy	3	0	0	0	0	0
DeRidder	3	0	0	3	0	0
Dixie Inn	0	0	0	0	0	0
Dodson	0	0	0	0	0	0
Downsville	0	0	0	0	0	0
Doyline	0	0	0	0	0	0
Dry Prong	0	0	0	0	0	0
Dubach	0	0	0	0	0	0
Dubberly	0	0	0	0	0	0
Duson	0	0	0	1	0	1
East Hodge	0	0	0	0	0	0
East Jefferson Levee	0	0	0	0	0	0
Edgefield	0	0	0	0	0	0
Elizabeth	0	0	0	0	0	0
Elton	0	0	0	0	0	0
Epps	0	0	0	0	0	0
Erath	0	0	0	0	0	0
Eros	0	0	0	0	0	0
Estherwood	0	0	0	0	0	0
Eunice	0	0	0	0	0	0
Evergreen	0	0	0	0	0	0
Farmerville	0	0	0	0	0	0
Fenton	0	0	0	0	0	0
Ferriday	0	0	0	0	0	0
Fisher	0	0	0	0	0	0
Florien	0	0	0	0	0	0
Folsom	0	0	0	0	0	0
Fordoche	0	0	0	0	0	0
Forest	0	0	0	0	0	0
Forest Hill	0	0	0	0	0	0
Franklin	1	0	1	2	0	0
Franklinton	2	2	0	0	0	0
French Settlement	0	0	0	0	0	0
Georgetown	0	0	0	0	0	0

Police Departments	Sexual Assault Collections Kits					
	Submitted for Analysis	Requiring Analysis	Requiring Analysis But Not Submitted to a Crime Lab	Received – Reported	Received – Un-Reported	Untested Due to Judicial or Investigative Reasons
Gibbsland	0	0	0	0	0	0
Gilbert	0	0	0	0	0	0
Glenmora	0	0	0	0	0	0
Golden Meadow	0	0	0	0	0	0
Goldonna	0	0	0	0	0	0
Gonzales	3	3	0	3	0	0
Grambling	0	0	0	0	0	0
Grambling State University	0	0	0	0	0	0
Gramercy	0	0	0	0	0	0
Grand Coteau	0	0	0	0	0	0
Grand Isle	0	0	0	0	0	0
Grayson	0	0	0	0	0	0
Greensburg	0	0	0	0	0	0
Greenwood	0	0	0	0	0	0
Gretna	2	2	4	0	2	0
Grosse Tete	0	0	0	0	0	0
Gueydan	0	0	0	0	0	0
Hall Summit	0	0	0	0	0	0
Hammond	8	8	0	8	0	0
Harahan	0	0	0	0	0	0
Harbor Police–Port of New Orleans	0	0	0	0	0	0
Harrisonburg	0	0	0	0	0	0
Haughton	0	0	0	0	0	0
Haynesville	0	0	0	0	0	0
Heflin	0	0	0	0	0	0
Henderson	1	0	0	0	0	0
Hessmer	0	0	0	0	0	0
Hodge	0	0	0	0	0	0
Homer	5	5	0	0	0	0
Hornbeck	0	0	0	0	0	0
Hosston	0	0	0	0	0	0
Houma	9	9	0	13	0	4
Ida	0	0	0	0	0	0
Independence	0	0	0	0	0	0
Iota	0	0	0	2	0	0
Iowa	0	0	0	0	0	0
Jackson	0	0	0	0	0	0
Jean Lafitte	0	0	0	0	0	0
Jeanerette	0	0	0	0	0	0
Jena	0	0	0	0	0	0
Jennings	0	0	0	0	0	0
Jonesboro	1	0	0	0	0	0
Jonesville	0	0	0	0	0	0
Junction City	0	0	0	0	0	0
Kaplan	2	2	0	2	0	0

Police Departments	Sexual Assault Collections Kits					
	Submitted for Analysis	Requiring Analysis	Requiring Analysis But Not Submitted to a Crime Lab	Received – Reported	Received – Un-Reported	Untested Due to Judicial or Investigative Reasons
Kenner	2	2	0	6	0	3
Kentwood	0	0	0	0	0	0
Kilbourne	0	0	0	0	0	0
Killian	0	0	0	0	0	0
Kinder	0	0	0	0	0	0
Krotz Springs	0	0	0	0	0	0
Lafayette	32	0	52	6	14	0
Lake Arthur	0	0	0	0	0	0
Lake Charles	152	0	0	30	1	0
Lake Charles Harbor	0	0	0	0	0	0
Lake Providence	0	0	0	0	0	0
Lecompte	0	0	0	0	0	0
Leesville	2	0	0	2	0	0
Leonville	0	0	0	0	0	0
Levee District	0	0	0	0	0	0
Lillie	0	0	0	0	0	0
Livingston	0	0	0	0	0	0
Livonia	0	0	0	0	0	0
Lockport	1	0	0	1	0	0
Louisiana College Campus	0	0	0	0	0	0
Louisiana State University - Alexandria	0	0	0	0	0	0
Louisiana State University - Baton Rouge	4	3	0	4	2	1
Louisiana State University - Shreveport	0	0	0	0	0	0
Louisiana State University - Health Science Center at Monroe	8	8	0	0	0	0
Louisiana State University - University Medical Center at New Orleans	0	0	0	0	0	0
Louisiana State University Health Sciences Center at Shreveport	0	0	0	0	0	0
Louisiana Tech University	0	0	0	0	0	0
Loyola University New Orleans	0	0	0	0	0	0
Lucky	0	0	0	0	0	0
Lutcher	0	0	0	0	0	0
Madisonville	0	0	0	0	0	0
Mamou	1	0	0	1	0	0
Mandeville	1	1	0	1	0	0
Mangham	0	0	0	0	0	0
Mansfield	3	2	0	3	0	0
Mansura	0	0	0	0	0	0
Many	0	0	0	0	0	0
Maringouin	0	0	0	0	0	0

Police Departments	Sexual Assault Collections Kits					
	Submitted for Analysis	Requiring Analysis	Requiring Analysis But Not Submitted to a Crime Lab	Received – Reported	Received – Un-Reported	Untested Due to Judicial or Investigative Reasons
Marion	0	0	0	0	0	0
Marksville	0	0	0	0	0	0
Martin	0	0	0	0	0	0
Maurice	0	0	0	0	0	0
McNary	0	0	0	0	0	0
McNeese State University	0	0	0	0	0	0
Melville	0	0	0	0	0	0
Mer Rouge	0	0	0	0	0	0
Mermentau	0	0	0	0	0	0
Merryville	0	0	0	0	0	0
Minden	0	0	0	0	0	0
Monroe	0	0	0	0	0	0
Montgomery	0	0	0	0	0	0
Montpelier	0	0	0	0	0	0
Mooringsport	0	0	0	0	0	0
Moreauville	0	0	0	0	0	0
Morgan City	1	0	0	2	0	1
Morganza	0	0	0	0	0	0
Morse	0	0	0	0	0	0
Mound	0	0	0	0	0	0
Napoleonville	0	0	0	0	0	0
Natchez	0	0	0	0	0	0
Natchitoches	0	0	7	7	0	7
New Llano	0	0	0	0	0	0
New Orleans	387	249	92	324	50	19
New Roads	0	0	0	0	0	0
Newellton	0	0	0	0	0	0
Nicholls State University	0	0	0	0	0	0
Noble	0	0	0	0	0	0
North Hodge	0	0	0	0	0	0
Norwood	0	0	0	0	0	0
Oak Grove	0	0	0	0	0	0
Oakdale	1	1	0	0	0	0
Oak Ridge	0	0	0	0	0	0
Oberlin	0	0	0	0	0	0
Oil City	0	0	0	0	0	0
Olla	0	0	0	0	0	0
Opelousas	0	0	0	0	0	0
Palmetto	0	0	0	0	0	0
Parks	0	0	0	0	0	0
Patterson	0	0	0	0	0	0
Pearl River	1	1	0	0	0	0
Pioneer	0	0	0	0	0	0
Pine Prairie	0	0	0	0	0	0
Pineville	5	5	4	0	0	0

Police Departments	Sexual Assault Collections Kits					
	Submitted for Analysis	Requiring Analysis	Requiring Analysis But Not Submitted to a Crime Lab	Received – Reported	Received – Un-Reported	Untested Due to Judicial or Investigative Reasons
Plain Dealing	0	0	0	0	0	0
Plaquemine	0	0	0	2	0	2
Plaucheville	0	0	0	0	0	0
Pleasant Hill	0	0	0	0	0	0
Pollock	0	0	0	0	0	0
Ponchatoula	4	0	0	4	0	0
Port Allen	5	5	0	5	0	0
Port Barre	0	0	0	0	0	0
Port Fourchon	0	0	0	0	0	0
Port Vincent	0	0	0	0	0	0
Powhatan	0	0	0	0	0	0
Provencal	0	0	0	0	0	0
Quitman	0	0	0	0	0	0
Rayne	2	0	0	2	0	0
Rayville	0	0	0	0	0	0
Reeves	0	0	0	0	0	0
Richmond	0	0	0	0	0	0
Richwood	0	0	0	0	0	0
Ridgecrest	0	0	0	0	0	0
Ringgold	0	0	0	0	0	0
Robeline	0	0	0	0	0	0
Rodessa	0	0	0	0	0	0
Rosedale	0	0	0	0	0	0
Roseland	0	0	0	0	0	0
Rosepine	0	0	0	0	0	0
Ruston	3	3	0	5	0	2
Saline	0	0	0	0	0	0
Sarepta	0	0	0	0	0	0
Scott	0	0	0	1	0	1
Shreveport	68	0	0	84	3	13
Sibley	0	0	0	0	0	0
Sicily Island	0	0	0	0	0	0
Sikes	0	0	0	0	0	0
Simmesport	0	0	0	0	0	0
Simpson	0	0	0	0	0	0
Simsboro	0	0	0	0	0	0
Slaughter	0	0	0	0	0	0
Slidell	8	8	0	11	12	0
Sorrento	0	0	0	0	0	0
Southeastern Louisiana University	2	2	0	2	0	0
Southern University	1	0	0	1	0	0
Spearsville	0	0	0	0	0	0
Springfield	0	0	0	0	0	0
Springhill	0	0	0	0	0	0
St. Francisville	1	0	0	0	0	0

Police Departments	Sexual Assault Collections Kits					
	Submitted for Analysis	Requiring Analysis	Requiring Analysis But Not Submitted to a Crime Lab	Received – Reported	Received – Un-Reported	Untested Due to Judicial or Investigative Reasons
St. Gabriel	0	0	0	1	0	0
St. Martinville	1	1	0	0	1	0
Stanley	0	0	0	0	0	0
Sterlington	1	1	0	1	0	0
Stonewall	0	0	0	0	0	0
Sulphur	2	2	0	3	0	1
Sun	0	0	0	0	0	0
Sunset	0	0	0	0	0	0
Tallulah	0	0	0	0	0	0
Tangipahoa	0	0	0	0	0	0
Thibodaux	0	0	0	2	0	0
Tickfaw	0	0	0	0	0	0
Tulane University	0	0	0	0	0	0
Tullos	0	0	0	0	0	0
Turkey Creek	0	0	0	0	0	0
Urania	0	0	0	0	0	0
University of Louisiana at Lafayette	0	0	0	0	0	0
University of Louisiana at Monroe	1	1	0	1	0	0
University of New Orleans	0	0	0	0	0	0
Varnado	0	0	0	0	0	0
Vidalia	0	0	0	0	0	0
Ville Platte	4	4	0	4	0	0
Vinton	1	2	1	0	0	0
Vivian	0	0	0	0	0	0
Walker	0	0	0	0	0	0
Washington	0	0	0	0	0	0
Waterproof	0	0	0	0	0	0
Welsh	2	2	0	0	0	0
West Monroe	1	1	0	3	1	2
Westlake	2	2	0	2	0	1
Westwego	2	2	0	2	0	0
White Castle	0	0	0	0	0	0
Wilson	0	0	0	0	0	0
Winnfield	1	1	0	0	0	0
Winnsboro	0	0	0	0	0	0
Wisner	0	0	0	0	0	0
Woodworth	0	0	0	0	0	0
Youngsville	0	0	0	0	0	0
Zachary	0	2	0	2	0	2
Zwolle	0	0	0	0	0	0
TOTAL	863	442	164	748	91	137

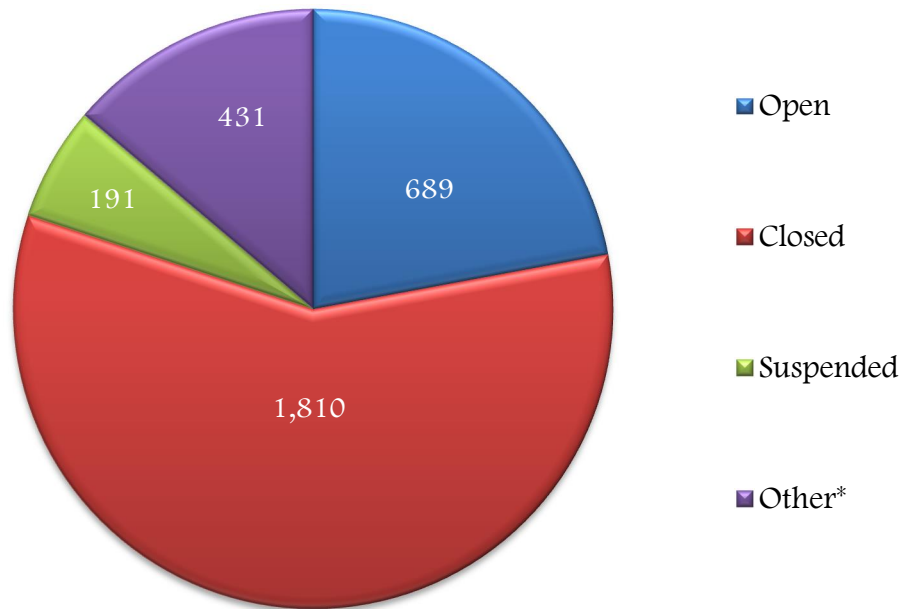
Sheriff's Offices

The 2017 total number of sheriff's offices that submitted a survey was 64 out of 64 offices, which is 100 percent. This is the same percentage as 2016 and 2015.

The 2017 total percentage of sheriff's offices that reported at least one sexually oriented offense is 95 percent and the 2017 total percentage of sheriff's offices that reported -0- offenses is 5%.

The 2017 total number of sheriff's offices that reported sexual-oriented criminal offenses is 3,121. The breakdown of open, closed, suspended, and other is shown in Figure 5.

Figure 5: Number of Sheriff's Offices That Reported Sexual Oriented Criminal Offenses



*Other defined as: referred to District Attorney's office, unfounded, dismissed, compliant dropped, or pending review.

Table 5: Itemized Data of Sheriff's Offices Reporting Sexual Oriented Criminal Offenses

Sheriff's Offices	Total Number of Sexually-Oriented Criminal Offenses Reported	Status of Each Sexually-Oriented Criminal Offense Case Reported			
		Open	Closed	Suspended	Other
Acadia Parish	26	8	16	2	0
Allen Parish	26	10	16	0	0
Ascension Parish	174	83	53	33	5
Assumption Parish	30	4	25	0	1
Avoyelles Parish	42	1	41	0	0
Beauregard Parish	73	6	67	0	0
Bienville Parish	9	0	9	0	0
Bossier Parish	41	3	32	6	0

Sheriff's Offices	Total Number of Sexually-Oriented Criminal Offenses Reported	Status of Each Sexually-Oriented Criminal Offense Case Reported			
		Open	Closed	Suspended	Other
Caddo Parish	23	2	19	0	2
Calcasieu Parish	459	76	151	1	231
Caldwell Parish	2	2	0	0	0
Cameron Parish	5	2	2	1	0
Catahoula Parish	0	0	0	0	0
Claiborne Parish	9	4	3	0	2
Concordia Parish	1	0	1	0	0
DeSoto Parish	61	19	42	0	0
East Baton Rouge Parish	166	34	100	0	32
East Carroll Parish	10	8	2	0	0
East Feliciana Parish	10	0	10	0	0
Evangeline Parish	4	1	3	0	0
Franklin Parish	3	1	2	0	0
Grant Parish	44	16	25	0	3
Iberia Parish	86	2	77	7	0
Iberville Parish	38	1	37	0	0
Jackson Parish	2	2	0	0	0
Jefferson Parish	266	11	107	85	63
Jefferson Davis Parish	32	5	21	6	0
Lafayette Parish	34	2	28	1	3
Lafourche Parish	86	12	60	5	9
LaSalle Parish	2	0	2	0	0
Lincoln Parish	13	0	6	7	0
Livingston Parish	231	169	62	0	0
Madison Parish	6	2	4	0	0
Morehouse Parish	7	0	7	0	0
Natchitoches Parish	6	3	3	0	0
Orleans Parish	131	2	129	0	0
Ouachita Parish	120	27	89	0	4
Plaquemines Parish	35	0	27	8	0
Pointe Coupee Parish	7	3	4	0	0
Rapides Parish	59	21	38	0	0
Red River Parish	9	2	7	0	0
Richland Parish	32	16	12	0	4
Sabine Parish	28	0	28	0	0
St. Bernard Parish	77	10	43	14	10
St. Charles Parish	53	1	50	2	0
St. Helena Parish	0	0	0	0	0
St. James Parish	12	2	10	0	0
St. John the Baptist Parish	11	6	5	0	0
St. Landry Parish	73	3	25	0	45
St. Martin Parish	48	27	19	2	0
St. Mary Parish	13	1	9	3	0
St. Tammany Parish	14	2	12	0	0
Tangipahoa Parish	130	32	90	0	8
Tensas Parish	3	2	1	0	0
Terrebonne Parish	72	0	72	0	0
Union Parish	25	7	17	1	0

Sheriff's Offices	Total Number of Sexually-Oriented Criminal Offenses Reported	Status of Each Sexually-Oriented Criminal Offense Case Reported			
		Open	Closed	Suspended	Other
Vermilion Parish	42	16	20	2	4
Vernon Parish	24	0	19	0	5
Washington Parish	41	6	35	0	0
Webster Parish	21	7	9	5	0
West Baton Rouge Parish	3	3	0	0	0
West Carroll Parish	0	0	0	0	0
West Feliciana Parish	7	0	7	0	0
Winn Parish	4	4	0	0	0
TOTAL	3033	685	1733	184	431

The 2017 total number of sheriff's offices that reported receiving sexual assault collection kits is in Figure 6.

Figure 6: Number of Sheriff's Offices That Reported Receiving Sexual Assault Collection Kits

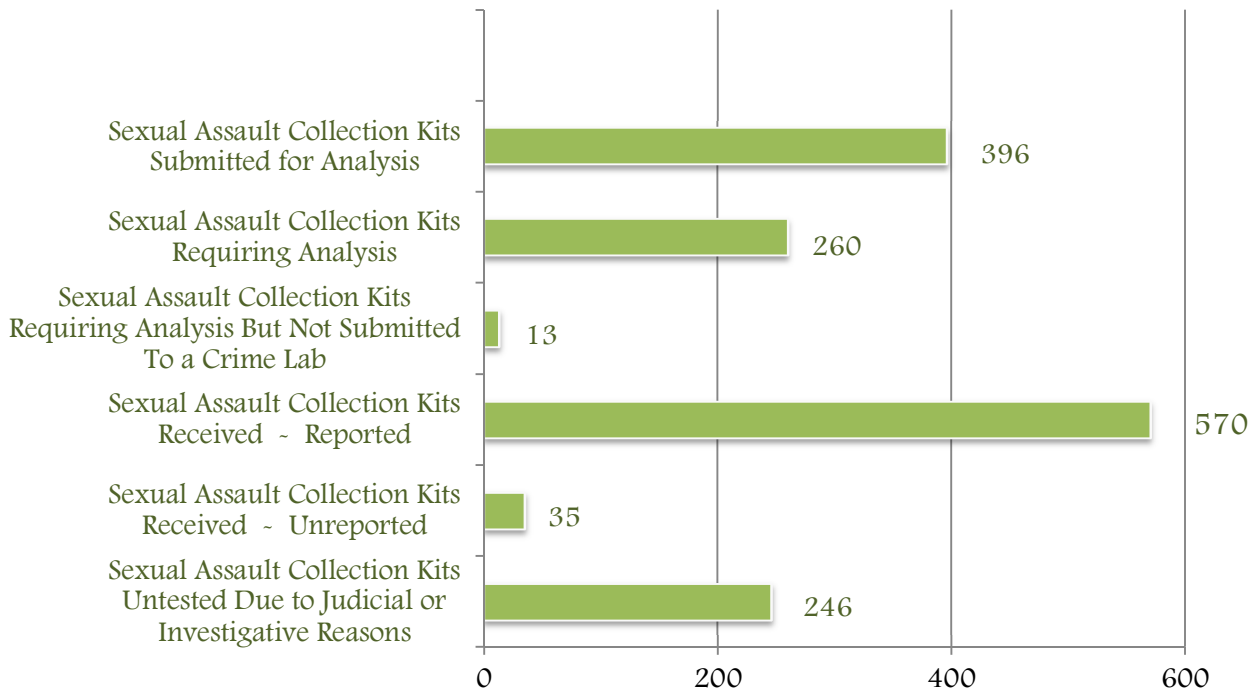


Table 6: Itemized Data of Sheriff's Offices Reported Receiving Sexual Assault Collection Kits

Sheriff's Offices	Sexual Assault Collection Kits					
	Submitted for Analysis	Requiring Analysis	Requiring Analysis But Not Submitted to a Crime Lab	Received – Reported	Received – Un-Reported	Untested Due to Judicial or Investigative Reasons
Acadia Parish	2	2	0	2	0	1
Allen Parish	3	0	0	3	0	23
Ascension Parish	23	23	0	24	0	1
Assumption Parish	1	1	0	2	0	1
Avoyelles Parish	1	1	0	4	1	4
Beauregard Parish	5	4	0	5	0	1
Bienville Parish	0	0	0	0	0	0
Bossier Parish	5	5	0	9	0	4
Caddo Parish	9	9	0	13	0	4
Calcasieu Parish	49	49	0	49	2	2
Caldwell Parish	2	2	0	2	0	0
Cameron Parish	0	0	0	0	1	1
Catahoula Parish	0	0	0	0	0	0
Claiborne Parish	1	2	0	4	0	2
Concordia Parish	1	1	0	1	0	0
DeSoto Parish	1	1	1	5	0	2
East Baton Rouge Parish	26	0	0	35	1	9
East Carroll Parish	1	1	0	0	0	0
East Feliciana Parish	6	6	0	6	0	0
Evangeline Parish	3	1	1	4	0	1
Franklin Parish	1	1	2	3	2	2
Grant Parish	2	2	0	0	0	0
Iberia Parish	7	7	0	13	0	6
Iberville Parish	2	0	0	3	0	1
Jackson Parish	2	2	0	0	0	0
Jefferson Parish	94	49	0	94	4	38
Jefferson Davis Parish	2	2	0	5	0	3
Lafayette Parish	18	0	0	25	1	0
Lafourche Parish	4	0	0	16	0	12
LaSalle Parish	2	2	0	2	0	0
Lincoln Parish	3	3	0	3	0	1
Livingston Parish	18	3	0	28	0	7
Madison Parish	0	0	0	0	0	0
Morehouse Parish	3	3	0	0	0	0
Natchitoches Parish	0	0	0	0	0	0
Orleans Parish	2	0	0	0	0	0
Ouachita Parish	1	0	0	17	0	16
Plaquemines Parish	4	4	0	0	0	0
Pointe Coupee Parish	2	0	0	3	0	1
Rapides Parish	2	2	0	5	0	3
Red River Parish	0	1	0	0	0	0
Richland Parish	6	6	0	7	0	1
Sabine Parish	0	0	0	0	0	0

Sheriff's Offices	Sexual Assault Collection Kits					
	Submitted for Analysis	Requiring Analysis	Requiring Analysis But Not Submitted to a Crime Lab	Received – Reported	Received – Un-Reported	Untested Due to Judicial or Investigative Reasons
St. Bernard Parish	10	0	0	10	0	0
St. Charles Parish	2	2	0	8	0	6
St. Helena Parish	0	0	0	0	0	0
St. James Parish	2	2	0	2	0	0
St. John the Baptist Parish	5	5	6	11	0	6
St. Landry Parish	8	11	0	11	13	3
St. Martin Parish	5	5	0	9	0	4
St. Mary Parish	1	1	0	1	0	0
St. Tammany Parish	11	0	0	33	0	21
Tangipahoa Parish	5	5	0	29	4	24
Tensas Parish	2	2	0	3	0	1
Terrebonne Parish	6	6	0	26	0	20
Union Parish	4	4	2	0	0	0
Vermilion Parish	4	4	0	12	0	8
Vernon Parish	1	1	0	3	1	2
Washington Parish	4	5	1	6	0	1
Webster Parish	0	0	0	3	0	3
West Baton Rouge Parish	3	3	0	3	0	0
West Carroll Parish	0	0	0	0	0	0
West Feliciana Parish	5	5	0	4	1	0
Winn Parish	4	4	0	4	4	0
TOTAL	396	260	13	570	35	246

Survey Form

2017 Sexual Assault Collection Kits and Sexually-Oriented Criminal Offenses Data Collection Survey

(R.S. 15:624)

R.S. 15:624 requires that the Louisiana Commission on Law Enforcement collect the following data from all public and private agencies in the state of Louisiana that have the power of investigation, arrest, detention, prosecution, adjudication, treatment, supervision, rehabilitation or release of persons suspected, charged or convicted of a crime; or that collects, stores, processes, transmits, or disseminates criminal history records or crime information.

Please complete and return to LCLE by January 26, 2018

Please Note:

LCLE is required to provide a list of agencies and contact information to the Senate committee on Judiciary B and House Committee on Judiciary for any agency that is noncompliant with this survey.

Agency:

Completed By:

Date Submitted:

Criminal Justice Agency Section

1. Does Agency have any sexually-oriented criminal offenses reported?
2. Does Agency have any reported sexual assault collection kits in its possession?
3. Does Agency have any unreported sexual assault collection kits in its possession?

If the response to questions 1, 2, or 3 is "YES", please complete question 4 – 10.
If the response to questions 1, 2, or 3 is "NO", the survey is completed. Please return to LCLE.

4. Number of sexually-oriented criminal offenses reported in 2017.
5. Status of each sexually-oriented criminal offense case reported.
Open Closed Suspended Other
Other Status Description:
6. Number of sexual assault collection kits submitted for analysis.
7. Number of reported sexual assault collection kits requiring analysis.
8. Number of reported sexual assault collection kits requiring analysis but not submitted to a crime lab (backlogged).
9. Number of reported sexual assault collection kits received.
10. Number of unreported sexual assault collection kits received
11. Number of reported sexual assault collection kits untested due to judicial or investigative reasons.

Crime Laboratory Section

12. Number of sexual assault collection kits backlogged for 2017

For additional information on this report, please contact:
Louisiana Commission on Law Enforcement and Administration of Criminal Justice
P.O. Box 3133
602 North 5th Street
Baton Rouge, LA 70821

Ms. Fredia Dunn
225-342-1867
Fredia.Dunn@lcle.la.gov

OR

Ms. Kimberly Lax
225-342-1709
Kimberly.lax@lcle.la.gov